

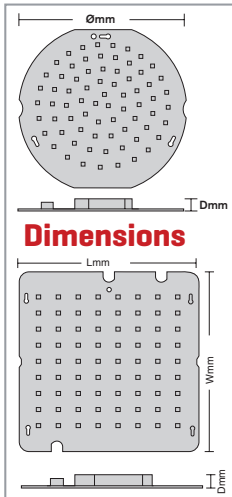





CIRCULAR & SQUARE GEAR TRAYS



CODE	DESCRIPTION	LUMEN OUTPUT	LM/W	CRI	POWER FACTOR	DIMENSIONS (Ø x D / L X W X D MM)	WEIGHT (KG)	REPLACES OLD CODE
GTC8-40	Mini Circular Gear Tray 8W 4000K	900 lm	110	>80	0.5	185 x 32	0.14	E8LED
GTC13-35	Circular Gear Tray 13W 3500K	1800 lm	138	>80	0.9	245 x 46	0.21	E15LED
GTC13-57	Circular Gear Tray 13W 5700K	1800 lm	138	>80	0.9	245 x 46	0.21	E15LED-60
GTC13E-35	Circular Gear Tray 13W 3500K c/w 3HR Emergency	1800 lm (190 lm in EM)	138	>80	0.8	245 x 47	0.42	E15LEDEM
GTC13E-57	Circular Gear Tray 13W 5700K c/w 3 HR Emergency	1800 lm (190 lm in EM)	138	>80	0.8	245 x 47	0.42	E15LEDEM-60
GTC13/MS-35	Circular Gear Tray 13W 3500K c/w M/W	1800 lm	138	>80	0.85	245 x 47	0.22	E15LEDMS
GTC13/MSCF-35	Circular Gear Tray 13W 3500K c/w M/W & CF	1800 lm	138	>80	0.85	245 x 46	0.28	E15LEDMSDIM
GTC13E/MS-35	Circular Gear Tray 13W 3500K c/w M/W & 3HR EM	1800 lm (190 lm in EM)	138	>80	0.75	245 x 47	0.48	E15LEDEMMS
GTC13E/MSCF-35	Circular Gear Tray 13W 3500K c/w M/W + CF & 3HR EM	1800 lm (190 lm in EM)	138	>80	0.75	245 x 47	0.42	E15LEDEMMSDIM
GTS13-35	Square Gear Tray 13W 3500K	1800 lm	138	>80	0.9	230 x 226 x 30	0.22	E15LEDS
GTS13E-35	Square Gear Tray 13W 3500K c/w 3HR Emergency	1800 lm (190 lm in EM)	138	>80	0.8	230 x 226 x 30	0.44	E15LEDSEM
GTS13/MS-35	Square Gear Tray 13W 3500K c/w M/W	1800 lm	138	>80	0.85	230 x 226 x 30	0.31	E15LEDSMS
GTS13E/MS-35	Square Gear Tray 13W 3500K c/w M/W & 3HR EM	1800 lm (190 lm in EM)	138	>80	0.75	230 x 226 x 30	0.50	E15LEDSEMS

M/W = Microwave Detector CF = Corridor Function





CIRCULAR & SQUARE GEAR TRAYS

Description

High quality LED Gear Trays suitable for use with Red Arrow POLO X and Robust empty bodies but can also be used with a wide range of legacy bulkhead housings (subject to fixing centres & internal volume).

Key Features

- Lifetime 40,000hrs
- Working Temperature -20°C to 40°C [0°C to 40°C on emergency options]
- Designed for use with POLO X and Robust empty bodies
- Also suitable for use with a wide range of legacy bulkhead housings, subject to fixing centres & internal volume
- Improved efficacy, now up to 138lm/W
- Fully interchangeable with Red Arrow E8 & E15 gear trays, which these products replace
- Class 2 double insulated, no earth required
- * NOTE: Emergency battery guarantee is 2 years

Maximum Fittings Per Circuit

Automatic Circuit Breaker Type (ACB)	B6	B10	B13	B16	B20	C10	C13	C16	C20
Rated current [Ampere]	6A	10A	13A	16A	20A	10A	13A	16A	20A
Cable Size [mm ²]	1.5mm ²	1.5mm ²	1.5mm ²	1.5mm ²	1.5mm ²	1.5mm ²	1.5mm ²	1.5mm ²	2.5mm ²
GTC8-40	40	70	90	120	150	70	90	120	150
GTC13-35/57	40	70	90	120	150	70	90	120	150
GTC13E-35/57	35	65	85	110	140	65	85	110	140
GTS13-35	40	70	90	120	150	70	90	120	150
GTS13E-35	35	65	85	110	140	65	85	110	140